

Formetco Lighting Controls




FORMETCO[®]
— OUTDOOR —

Formetco Lighting Controls

Heavy Duty Lighting Controllers

- *NEMA 3R Waterproof, Locking Enclosure*
- *PhotoClock - Integrated Photo-control & Precision Smart-Clock Time Control synchronizes with the National Atomic Clock. See Page 6*



Lighting Controller
*PCLIGHTINGCONTROLBOXCC22-2234PC


- *Hand - Off - Auto Switch - Turn to **Hand** to turn lights on to check lamps or circuit, Turn to **Off** for maintenance and service. Turn to **Auto** for normal lighting control.*



- *Two 30 Amp Heavy Duty Breakers - Up to 6 - 400 Watt fixtures per side.*



Formetco Lighting Controls Heavy Duty Lighting Controllers



Wiring Diagram inside the door.

Lighting Control Box CC32-2334 *PCLIGHTINGCONTROLBOXCC22-2344PC

Enclosure	NEMA 3R, Surface Mount
Enclosure Dimensions	10" x 10" x 6"
Load	30 A(max.), 120 VAC, 1-Phase, 3-Wire, 50/60 Hz
Ground Lug AWG (Al/Cu)	#14 - #2
Contactor	Electromechanical (2 - Triple Pole Max.)
Contactor Poles	1 - 6
Contactor Load Amps per Circuit	30, 1 to 6 Circuits
Contactor Fail Mode	Normally Open, or Normally Closed
Contactor Control Voltage	120 VAC, 50/60 Hz
PhotoClock / Photocontrol	PhotoClock; Integrated Photocontrol & Precision Smart-Clock Time Control Synchronized with the National Atomic Clock for Dusk to Dawn Operation
Photocontrol Receptacle	Standard Twist-lock
Terminal Block	5 Pole, 30 A, 600 VAC, #18 - #10
Switches	Hand - Off - Auto



Formetco Lighting Controls

- *NEMA 3R Waterproof, Locking Enclosure*
- *PhotoClock - Integrated Photo-control & Precision Smart-Clock Time Control synchronizes with the National Atomic Clock. See Page 6*
- *Operate each side separately. One side can be set to go off at 10:00pm and come back on at 6:00am. The other side can be set for all night illumination.*



Lighting Controller


*PCLIGHTINGCONTROLBOXCC22-2234PC

- *Hand - Off - Auto Switch - Turn to **Hand** to turn lights on to check lamps or circuit, Turn to **Off** for maintenance and service. Turn to **Auto** for normal lighting control.*



- *Two 30 Amp Heavy Duty Breakers - Up to 6 - 400 Watt fixtures per side.*

Wiring Diagram inside the door.



Formetco Lighting Controls

Lighting Control Box CC32-2335 *PCLIGHTINGCONTROLBOXCC22-2235PC

Enclosure	NEMA 3R, Surface Mount
Enclosure Dimensions	10" x 10" x 6"
Load	30 A(max.), 120 VAC, 1-Phase, 3-Wire, 50/60 Hz
Ground Lug AWG (Al/Cu)	#14 - #2
Contactors	Electromechanical (2 - Triple Pole Max.)
Contactors Poles	1 - 6
Contactors Load Amps per Circuit	30, 1 to 6 Circuits
Contactors Fail Mode	Normally Open, or Normally Closed
Contactors Control Voltage	120 VAC, 50/60 Hz
PhotoClock / Photocontrol Configurable with Dual PhotoClocks for Independent Front/Back Sided Billboard	PhotoClock; Integrated Photocontrol & Precision Smart-Clock Time Control Synchronized with the National Atomic Clock for Dusk to Dawn Operation
Photocontrol Receptacle Terminal Block	Standard Twist-lock 5 Pole, 30 A, 600 VAC, #18 - #10
Switches	Hand - Off - Auto

Replacement for your old mechanical clock or computer clock



Replace your mechanical or computer clocks with the Lighting Control PhotoClock RC8444. The RC8444 come in a NEMA 3R enclosure, Electromechanical contactors, Hand - Off - Auto Switch, and PhotoClock.

PhotoClock is synchronized with the National Atomic Clock for precise time at all time. No going out to reset clocks after power outages or for daylight savings time.

Wiring diagram inside door.

*PCLIGHTINGCONTROLBOXCC32-2222PC



Formetco Lighting Controls

PhotoClock®

Twist-Lock Electronic Photocontrol

Patent Pending

*PCRADIOCONTROLPHOTOCLOCKWBKT

**Built-in Smart Clock
Synchronizes with
National Atomic Clock for
Ultra-Precise Lighting Curfew
Scheduling.**

- Turns Lights On a Dusk
- Off at Scheduled Time
- Back-on at Scheduled Time if Desired
- Off at Dawn

*Precision time control, every day, every night,
every leap year, every time change, every North
American time zone - - every time.*

*Continuously monitors radio signals from the
National Atomic Clock.*

*Provides unparalleled scheduling accuracy, and
reliability.*

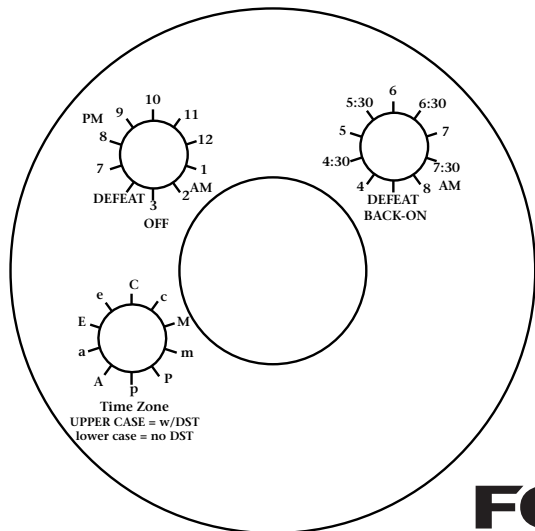
*Eliminates the need for expensive, unreliable
hard-wired time clocks.*

Addresses current issues of:
Lighting Curfews
Dark Sky Initiative
California Title 24
Federal Energy Act 2005
Canadian Industry Program
for Energy Conservation



PhotoClock®
PCRADIOCONTROLPHOTOCLOCK

Twist-Lock Electronic Photocontrol PhotoClock	
Patent Pending	
Nominal Voltage 50/50 Hz	120/208/240/277
Voltage Range	105 - 305
Fail Mode	On
Load Rating	1000 Watt Tungetsen / 1800 VA Ballast
Operating Temperature	-40C to +70C (-40F to 158F)
Photocell	Encapsulated Silicon Phototransistor
Dielectric Strength	5000 Volts between current carrying parts and metal surfaces
Surge Protection	320 Joule MOV/10,000 amp surg current
Power Consumption	0.7 Watts @ 120 Voltes
Time Delay Off (Instant On)	5 seconds
Operating Light Levels	Turn On 2.6 FC ± .25 / Turn Off by 3.9 FC
(Standard Settings)	(Off:On Ratio = 1.5:1
Receiver Frequency	60 KHz
Receiver Antenna	Built-in Ferrite
Programmable Off Time	7pm - 3am in 1 hour increment, or Defeat
Programmable Back-On Time	4am - 8am in 1/2 hour increments, or Defeat
Time Zone/Daylight Savings	Atlantis, Eastern, Central, Mountain, Pacific
Selection	with or without Daylight Davings Time observance



Simple Setup utilizes selector switches conveniently located in the photo-control base.

Time Zone - Select appropriate time zone and whether or not to observe the Daylight Savings Time shift. Uppercase selection is for Daylight Savings Time, lowercase selection do not.

OFF - Select desired Time-Off time from 7:00 pm to 3:00 am, or select DEFEAT for all night lighting.

BACK-ON - Select desired time to turn BACK-ON in the early morning hours from 4:00 am to 8:00 am, or select DEFEAT for all night lighting.

Note: For all night lighting, set DEFEAT on both OFF and BACK-ON.



Excellence is our standard.

Lighting Control November 07